
**SPECIFICATIONS**
**Lifting unit**

Length	3434 mm
Width	1353 mm
Height	4483 mm
Weight	10500 kg

Capacity per unit	MK4 (2011)	MK6 (2014)
Stage 1 @ 7190 mm	267 t	267 t
Stage 2 @ 10068 mm	123 t	175 t
Stage 3 @ 12302 mm	40 t	100 t

**Skid track**

Length	5800 mm
Width	1254 mm
Height	320 mm
Weight	2000 kg

**Fixed anchor**

Length	710 mm
Width	430 mm
Height	2389 mm
Weight, without shackle	855 kg
Capacity	250 t

**Side shift**

Length	4145-5145 mm
Width	595 mm
Height	1689 mm
Weight	2050 kg
Capacity, per anchor	100 t

**Header beam**

Length	12000 mm
Width	480 mm
Height	600 mm
Weight	4825 kg

**Stabilizer  
(only for generation 2011)**

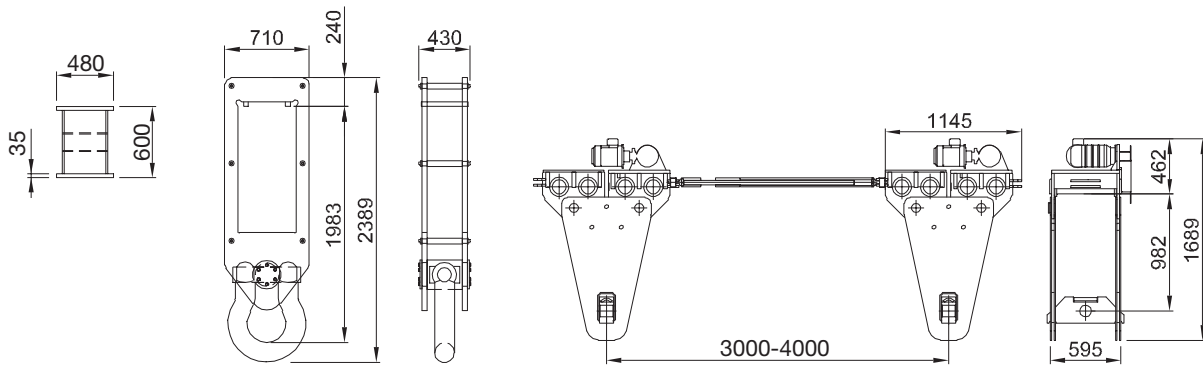
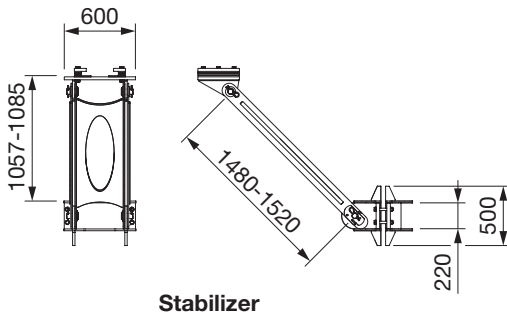
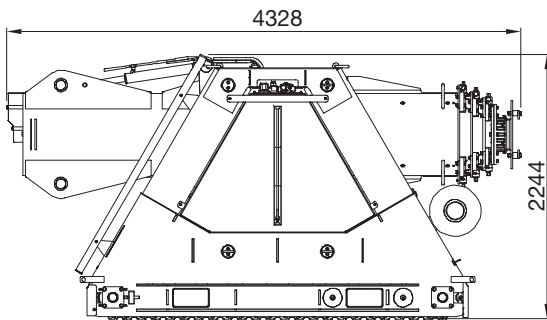
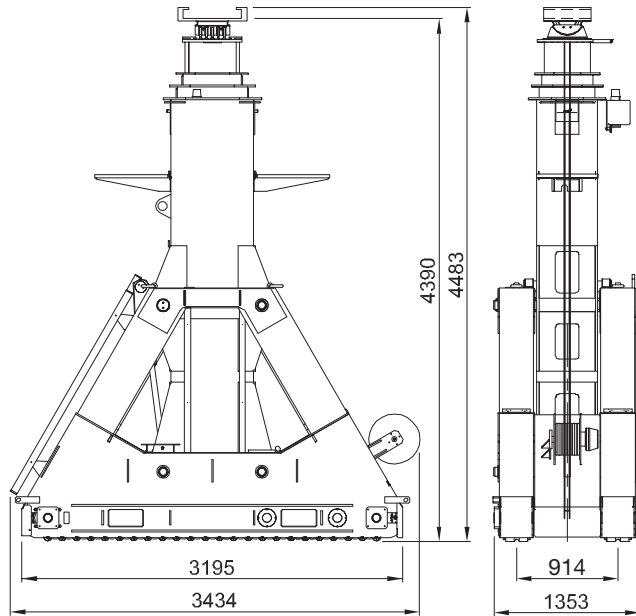
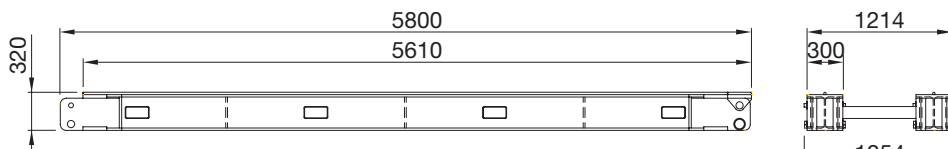
Weight	291 kg
--------	--------

**Adj. bottom bracing**

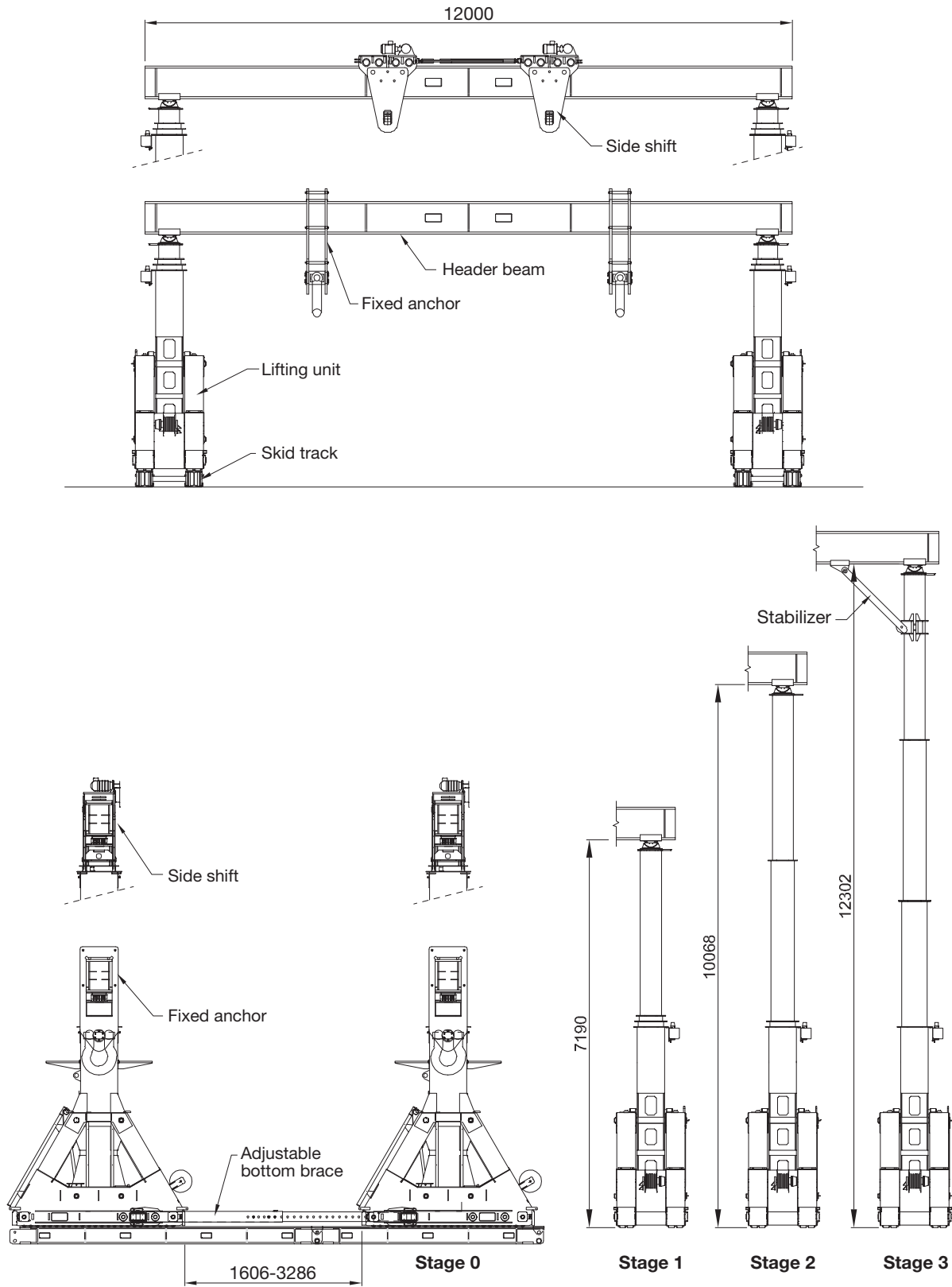
Length	3346-5026 mm
Distance between units	1606-3286 mm
Weight	501 kg

t = metric tons.

The content in this document is mentioned for reference use only. Values may differ from current data. Always contact Mammoet for current project calculations.


**Header beam**
**Fixed anchor**
**Side shift**

**Stabilizer**

**Lifting unit  
in transport position**

**Lifting unit**

**Skid track**

Dimensions are in millimeters.  
 The content in this document is mentioned for reference use only. Values may differ from current data. Always contact Mammoet for current project calculations.



Dimensions are in millimeters.  
 The content in this document is mentioned for reference use only. Values may differ from current data. Always contact Mammoet for current project calculations.